

BAY LEASING & INVESTMENT LTD.**Cash Flow Statement (Un-Audited)**

For the period ended June 30, 2010

(Amount in Taka)

A. Cash Flow From Operating Activities	30-06-2010	30-06-2009
Collection from operational revenue	112,414,095	107,786,619
Interest Income	124,363,304	47,556,318
Income from merchant banking operation	89,277,053	34,710,514
Payment for operational expenses	(15,891,825)	(23,180,624)
Payment for financial expenses	(187,587,169)	(214,196,598)
	122,575,458	(47,323,771)
Cash generated from operational changes in working capital components:		
Advance, Deposits & Prepayment	(42,681,701)	(263,121,526)
Advance Income Tax	16,838,719	(8,976,569)
Creditors and Accrued Expenses	20,712,025	45,406,160
	(5,130,957)	(226,691,935)
Net Cash Flow From Operating Activities	117,444,501	(274,015,706)
B. Cash Flow From Investing Activities		
(Increase)/Decrease in Lease Finance	(27,764,522)	(120,685,144)
(Increase)/Decrease in Term Finance	322,417,805	(50,196,406)
Purchase of Fixed Assets	(1,250,120)	(1,544,832)
Advance against leasing assets	72,260,567	76,114,301
Investment in Shares	(159,187,794)	(40,281,910)
Margin Loan	(100,919,760)	(97,339,085)
Gain on Sale of Investment in Shares	61,274,395	12,755,555
Dividend income	22,891,835	17,333,789
Net Cash Flow From Investment Activities	189,722,406	(203,843,732)
C. Cash Flow From Financing Activities		
Receipt of Long Term Loan	403,936,350	243,405,066
Repayment of Long Term Loan	(458,386,847)	(413,765,286)
Receipt of Term Deposits	253,464,546	396,156,183
Repayment of Term Deposits	(444,214,005)	(65,354,916)
Receipt of Lease Advance	245,750	1,016,097
Payment of Lease Advance	(873,045)	(921,820)
Payment of Income Tax	(21,971,496)	(466,966)
Paid up capital	-	102,000,000
Share Premium	-	153,000,000
Margin Deposit	(92,690,687)	-
Share Money Deposit	(714,520)	33,013,424
Dividend Paid	-	(30,600,000)
Short Term Loan	120,924,545	93,989,718
Net Cash Flow From Financing Activities	(240,279,409)	511,471,500
Net increase/(decrease) in cash & bank balance (A+B+C)	66,887,498	33,612,062
Opening Cash and Bank Balance	184,516,751	176,016,720
Closing cash & bank balance	251,404,249	209,628,782



Mahbubur Rashid
Managing Director



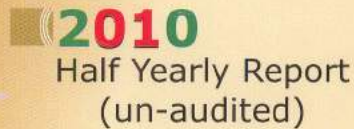
Md. Lutfur Rahman
Company Secretary (C.C)

**BAY LEASING & INVESTMENT LIMITED.**

Printers Building (7th Floor) 5 Rajuk Avenue Dhaka-1000

Tel : 9565026, 9568599, Fax : 88-02-9565027

E-mail : info@blilbd.com, website : www.blilbd.com



2010
Half Yearly Report
(un-audited)



**BAY LEASING & INVESTMENT
LIMITED**

Dear Shareholders,
We are pleased to present the un-audited Financial Statements of the company for the half year ended June 30, 2010 in accordance with Rule 13 of the Securities and Exchange Rules, 1987.



Mahbubur Rashid
Managing Director

BAY LEASING & INVESTMENT LTD.
BALANCE SHEET (Un-Audited)
AS AT JUNE 30, 2010

PROPERTY AND ASSETS	(Amount in Taka)	
	30-06-2010	31-12-2009
Cash	19,069,145	17,276,374
In hand (including foreign currencies)	812,661	88,741
Balance with Bangladesh Bank and its agent bank (s) (including foreign currencies)	18,256,484	17,187,633
Balance with banks and other financial institutions	232,335,104	167,240,377
In Bangladesh	232,335,104	167,240,377
Outside Bangladesh	-	-
Money at call and short notice	-	-
Investments	909,871,557	750,683,763
Government	-	-
Others	909,871,557	750,683,763
Lease, loans and advances	2,192,849,717	2,559,763,567
Lease receivable and stock on hire	2,192,849,717	2,559,763,567
Loans, cash credits, overdrafts, etc.	-	-
Bills purchased and discounted	-	-
Fixed assets including premises, furniture and fixtures	384,617,570	384,173,435
Other assets	1,480,084,136	1,343,328,050
Non - financial institutional assets	-	-
Total Assets	5,218,827,229	5,222,465,566
LIABILITIES AND CAPITAL		
Liabilities		
Borrowing from banks, other financial institutions and agents	2,575,194,193	2,452,820,145
Deposits and other accounts	1,380,416,892	1,665,198,851
Current deposits	-	-
Bills payable	-	-
Savings bank deposits	-	-
Term deposits	1,312,787,521	1,503,536,980
Bearer certificates of deposit	-	-
Other deposits	67,629,372	161,661,871
Other liabilities	333,731,896	301,169,367
Total liabilities	4,289,342,981	4,419,188,363
Capital / Shareholders' equity		
Paid-up capital	306,000,000	204,000,000
Statutory reserve	140,478,000	112,736,000
Share premium	153,000,000	153,000,000
General reserve	150,000,000	150,000,000
Assets Revaluation reserve	43,344,900	43,344,900
Retained surplus	136,661,348	140,196,303
Total Shareholders' equity	929,484,248	803,277,203
Total liabilities and Shareholders' equity	5,218,827,229	5,222,465,566

OFF-BALANCE SHEET ITEMS (Un- Audited)

	(Amount in Taka)	
	30-06-2010	31-12-2009
Contingent liabilities	-	-
Acceptances and endorsements	-	-
Letters of guarantee	-	-
Irrevocable letters of credit	-	-
Bills for collection	-	-
Other contingent liabilities	-	-
Other commitments	-	-
Documentary credits and short term trade -related transactions	-	-
Forward assets purchased and forward deposits placed	-	-
Undrawn note issuance and revolving underwriting facilities	-	-
Undrawn formal standby facilities, credit lines and other commitments	-	-
Total Off-Balance Sheet items including contingent liabilities	-	-



Mahbubur Rashid
Managing Director


Md. Lutfur Rahman
Company Secretary (C.C)

BAY LEASING & INVESTMENT LTD
Profit and Loss Statement (Un-Audited)
For the period ended June 30, 2010

	(Amount in Taka)		(Amount in Taka)	
	01-01-2010 to 30-06-2010	01-01-2009 to 30-06-2009	01-04-2010 to 30-06-2010	01-04-2009 to 30-06-2009
Interest Income	179,472,448	237,958,113	73,296,709	120,013,558
Interest paid on Deposit, Borrowing etc.	160,608,353	200,396,630	56,803,889	92,015,351
Net Interest Income	18,864,095	37,561,483	16,492,820	27,998,207
Net Investment Income	84,166,230	30,089,344	43,926,509	19,269,976
Commission, Exchange and Brokerage Income	214,836	320,190	10,651	13,935
Other Operating Income	1,704,459	760,849	641,018	331,300
Total Operating Income (A)	104,949,619	68,731,866	61,070,998	47,613,418
salary and allowances	4,779,513	3,485,399	3,034,959	2,062,743
Rent, taxes, insurance, electricity, etc	908,013	904,874	493,206	476,333
Legal expenses	39,000	113,550	23,000	78,550
Postage, stamp, telecommunication, etc	62,299	84,944	28,197	84,375
Stationery, Printing, advertisement, etc.	338,614	104,404	132,676	57,586
Managing Director's salary and benefits	1,179,809	1,020,000	669,809	510,000
Director's fees	60,000	60,000	30,000	30,000
Auditor's fees	-	-	-	-
Charges on loan losses	-	-	-	-
Depreciation and repairs of assets	933,374	726,090	422,745	351,728
Other expenses	6,223,839	15,914,206	4,659,261	4,914,138
Total operating expenses (B)	14,524,461	22,413,467	9,493,853	8,555,453
Profit on Merchant Banking Operation (C)	60,124,887	19,731,457	31,762,281	4,211,523
Profit before provision (D=A-B+C)	150,550,045	66,049,857	83,339,426	43,269,488
Provision against lease, loans and advances	11,843,000	4,435,000	-	-
Provision for diminution in value of Investment	-	-	-	-
Other Provision	-	-	-	-
Total Provision (E)	11,843,000	4,435,000	-	-
Total Profit before taxes (F=D-E)	138,707,045	61,614,857	83,339,426	43,269,488
Provision For Tax	12,500,000	4,000,000	6,000,000	2,000,000
Net Profit after taxation	126,207,045	57,614,857	77,339,426	41,269,488
Appropriations				
Statutory reserve	27,742,000	-	17,457,056	-
General reserve	-	-	-	-
Short Provision of Tax	-	-	-	-
	27,742,000	-	17,457,056	-
Retained Surplus	98,465,045	57,614,857	59,882,370	41,269,488
Earning Per Share (EPS)	41.24	18.83	25.27	13.49
		(Re-stated)		(Re-stated)



Mahbubur Rashid
Managing Director


Md. Lutfur Rahman
Company Secretary (C.C)

BAY LEASING & INVESTMENT LTD
STATEMENT OF CHANGES IN SHAREHOLDERS' EQUITY (Un-Audited)
FOR THE PERIOD ENDED JUNE 30, 2010

Particulars	Paid-up capital	Share premium	Statutory reserve	General reserve	Assets Revaluation Reserve	Retained earnings	Total
	Taka	Taka	Taka	Taka	Taka	Taka	Taka
Balance as at January 01, 2010	204,000,000	153,000,000	112,736,000	150,000,000	43,344,900	140,196,303	803,277,203
Restated balance	204,000,000	153,000,000	112,736,000	150,000,000	43,344,900	140,196,303	803,277,203
Surplus / deficit on account of revaluation of properties	-	-	-	-	-	-	-
Surplus / deficit on account of revaluation of investments	-	-	-	-	-	-	-
Currency translation differences	-	-	-	-	-	-	-
Net gains and losses not recognized in the income statement	-	-	-	-	-	-	-
Net profit after taxation for the year	-	-	-	-	-	126,207,045	126,207,045
Share Premium	-	-	-	-	-	-	-
Dividends (Bonus shares)	102,000,000	-	-	-	-	(102,000,000)	-
Cash dividend	-	-	-	-	-	-	-
Issue of share capital	-	-	-	-	-	-	-
Appropriation made during the year	-	-	27,742,000	-	-	(27,742,000)	-
Balance as on June 30, 2010	306,000,000	153,000,000	140,478,000	150,000,000	43,344,900	136,661,348	929,484,248


Mahbubur Rashid
Managing Director


Md. Lutfur Rahman
Company Secretary (C.C)